
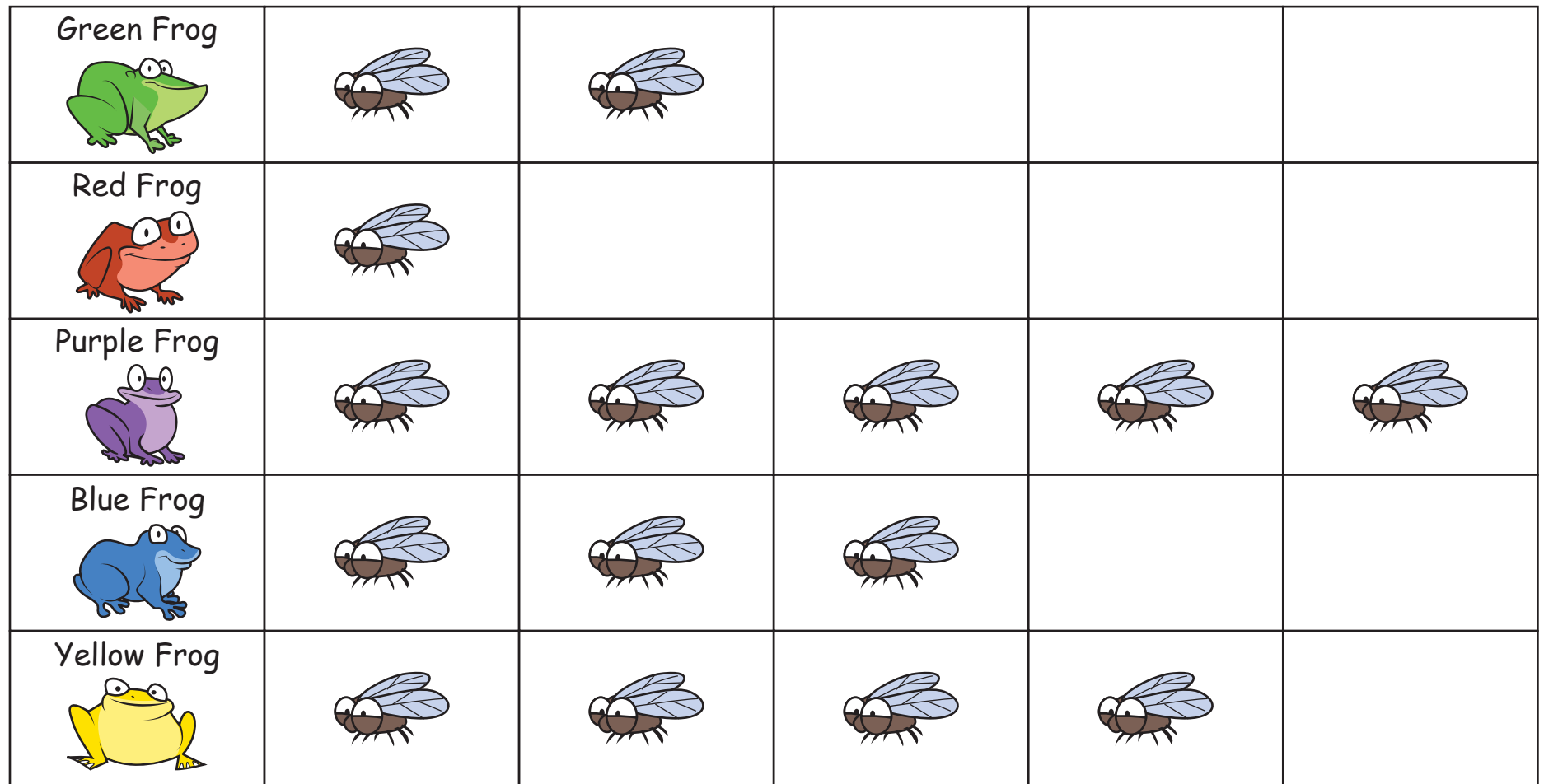


How Many Flies Did Each Frog Eat? - Picture Graph






The hungry frogs are eating flies on the pond. Look at the picture graph and the key below. Count the number of flies that each frog ate.



Name _____ Date _____

I Can Read Picture Graphs

Colour in the frogs and complete the data table below.
Remember to look carefully at the picture graph and the key.

Frog					
Total Number of Flies Eaten					

Use the data to answer the following questions:

How many flies did the green frog eat? _____

How many flies did the purple frog eat? _____

How many flies did the blue frog and the yellow frog eat altogether? _____

Which frog ate the greatest number of flies? _____

Which frog ate the least number of flies? _____