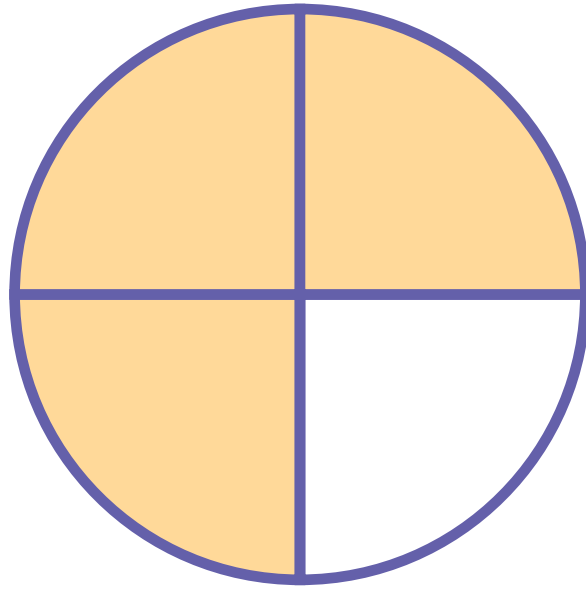



Number Talks: Fractions



Number Talks: Fractions



Number Talks: Fractions

Specific prompts include:

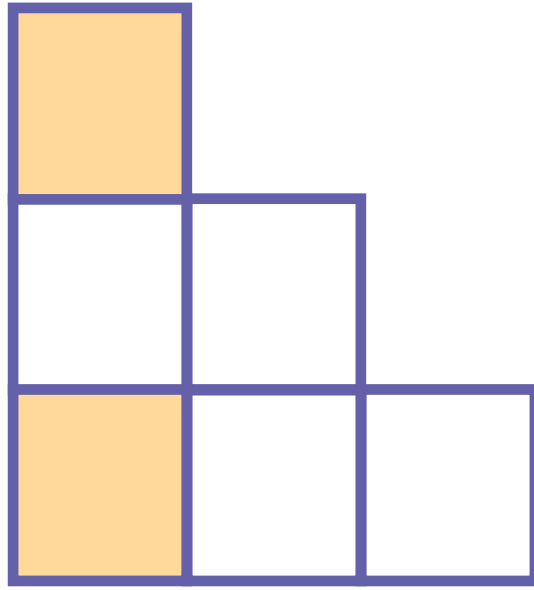
- What fraction does this model represent? How do you know?
- How is this number written in fraction notation? How did you decide what belongs on the top and the bottom?
- How can we describe the relationship between the parts and the whole?
- What are some other ways to represent this fraction? How are these models similar? How are they different?
- Is this fraction closer to 0 or 1 on a number line? How do you know?
- On an empty number line, where would you place this fraction? How did you decide where it should be placed?
- What are some fractions equal to this? Using fraction pieces, how can we show their equivalency?
- What are some fractions greater/less than this? How do you know they are greater/less?
- What are some fractions with the same numerator that are greater/less than this? How do you know they are greater/less?
- What are some ways to deconstruct this fraction? How did you decide how to break it apart? How can you prove that your statement is true?
- How many parts will it take to make a whole? How do you know?
- What are some things that are true/not true about this fraction? How can you prove that each statement is true/not true?
- Where outside of school can we find this fraction?
- If this is the answer, what could be the question?

Number Talks: Fractions

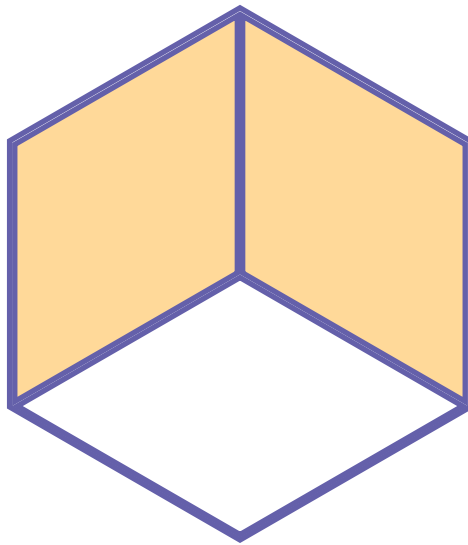
Specific prompts include:

- What fraction does this model represent? How do you know?
- How is this number written in fraction notation? How did you decide what belongs on the top and the bottom?
- How can we describe the relationship between the parts and the whole?
- What are some other ways to represent this fraction? How are these models similar? How are they different?
- Is this fraction closer to 0 or 1 on a number line? How do you know?
- On an empty number line, where would you place this fraction? How did you decide where it should be placed?
- What are some fractions equal to this? Using fraction pieces, how can we show their equivalency?
- What are some fractions greater/less than this? How do you know they are greater/less?
- What are some fractions with the same numerator that are greater/less than this? How do you know they are greater/less?
- What are some ways to deconstruct this fraction? How did you decide how to break it apart? How can you prove that your statement is true?
- How many parts will it take to make a whole? How do you know?
- What are some things that are true/not true about this fraction? How can you prove that each statement is true/not true?
- Where outside of school can we find this fraction?
- If this is the answer, what could be the question?

Number Talks: Fractions



Number Talks: Fractions



Number Talks: Fractions

Specific prompts include:

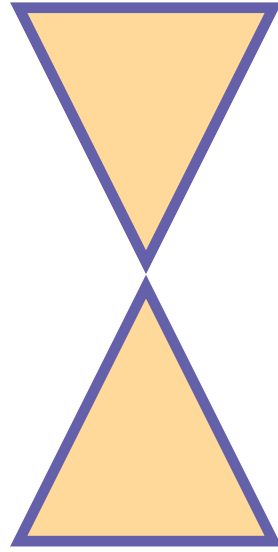
- What fraction does this model represent? How do you know?
- How is this number written in fraction notation? How did you decide what belongs on the top and the bottom?
- How can we describe the relationship between the parts and the whole?
- What are some other ways to represent this fraction? How are these models similar? How are they different?
- Is this fraction closer to 0 or 1 on a number line? How do you know?
- On an empty number line, where would you place this fraction? How did you decide where it should be placed?
- What are some fractions equal to this? Using fraction pieces, how can we show their equivalency?
- What are some fractions greater/less than this? How do you know they are greater/less?
- What are some fractions with the same numerator that are greater/less than this? How do you know they are greater/less?
- What are some ways to deconstruct this fraction? How did you decide how to break it apart? How can you prove that your statement is true?
- How many parts will it take to make a whole? How do you know?
- What are some things that are true/not true about this fraction? How can you prove that each statement is true/not true?
- Where outside of school can we find this fraction?
- If this is the answer, what could be the question?

Number Talks: Fractions

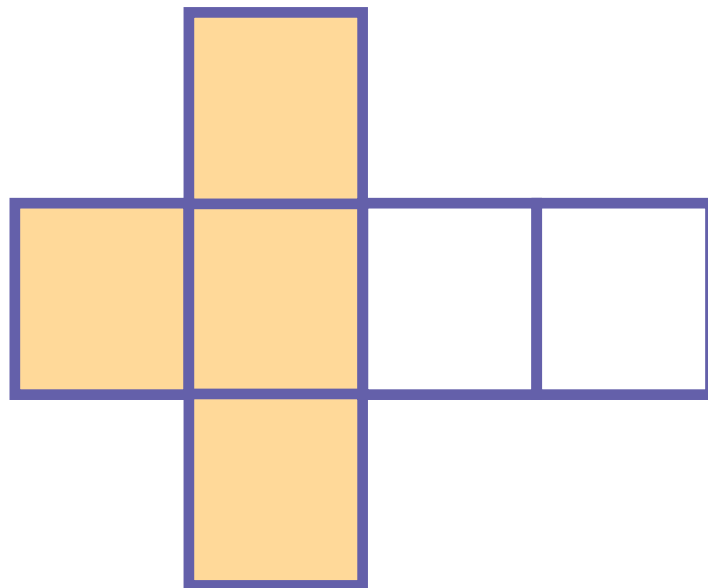
Specific prompts include:

- What fraction does this model represent? How do you know?
- How is this number written in fraction notation? How did you decide what belongs on the top and the bottom?
- How can we describe the relationship between the parts and the whole?
- What are some other ways to represent this fraction? How are these models similar? How are they different?
- Is this fraction closer to 0 or 1 on a number line? How do you know?
- On an empty number line, where would you place this fraction? How did you decide where it should be placed?
- What are some fractions equal to this? Using fraction pieces, how can we show their equivalency?
- What are some fractions greater/less than this? How do you know they are greater/less?
- What are some fractions with the same numerator that are greater/less than this? How do you know they are greater/less?
- What are some ways to deconstruct this fraction? How did you decide how to break it apart? How can you prove that your statement is true?
- How many parts will it take to make a whole? How do you know?
- What are some things that are true/not true about this fraction? How can you prove that each statement is true/not true?
- Where outside of school can we find this fraction?
- If this is the answer, what could be the question?

Number Talks: Fractions



Number Talks: Fractions



Number Talks: Fractions

Specific prompts include:

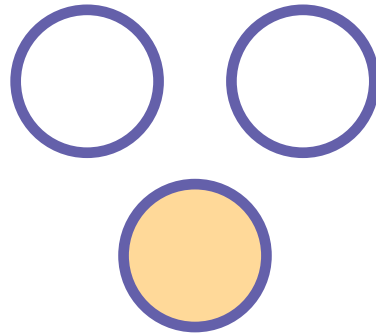
- What fraction does this model represent? How do you know?
- How is this number written in fraction notation? How did you decide what belongs on the top and the bottom?
- How can we describe the relationship between the parts and the whole?
- What are some other ways to represent this fraction? How are these models similar? How are they different?
- Is this fraction closer to 0 or 1 on a number line? How do you know?
- On an empty number line, where would you place this fraction? How did you decide where it should be placed?
- What are some fractions equal to this? Using fraction pieces, how can we show their equivalency?
- What are some fractions greater/less than this? How do you know they are greater/less?
- What are some fractions with the same numerator that are greater/less than this? How do you know they are greater/less?
- What are some ways to deconstruct this fraction? How did you decide how to break it apart? How can you prove that your statement is true?
- How many parts will it take to make a whole? How do you know?
- What are some things that are true/not true about this fraction? How can you prove that each statement is true/not true?
- Where outside of school can we find this fraction?
- If this is the answer, what could be the question?

Number Talks: Fractions


Specific prompts include:

- What fraction does this model represent? How do you know?
- How is this number written in fraction notation? How did you decide what belongs on the top and the bottom?
- How can we describe the relationship between the parts and the whole?
- What are some other ways to represent this fraction? How are these models similar? How are they different?
- Is this fraction closer to 0 or 1 on a number line? How do you know?
- On an empty number line, where would you place this fraction? How did you decide where it should be placed?
- What are some fractions equal to this? Using fraction pieces, how can we show their equivalency?
- What are some fractions greater/less than this? How do you know they are greater/less?
- What are some fractions with the same numerator that are greater/less than this? How do you know they are greater/less?
- What are some ways to deconstruct this fraction? How did you decide how to break it apart? How can you prove that your statement is true?
- How many parts will it take to make a whole? How do you know?
- What are some things that are true/not true about this fraction? How can you prove that each statement is true/not true?
- Where outside of school can we find this fraction?
- If this is the answer, what could be the question?

Number Talks: Fractions



Number Talks: Fractions



Number Talks: Fractions

Specific prompts include:

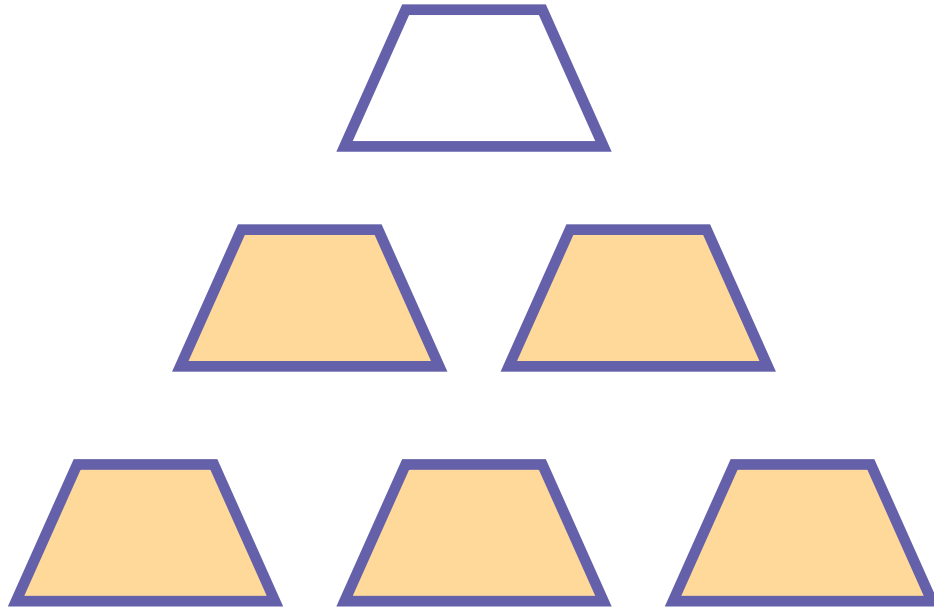
- What fraction does this model represent? How do you know?
- How is this number written in fraction notation? How did you decide what belongs on the top and the bottom?
- How can we describe the relationship between the parts and the whole?
- What are some other ways to represent this fraction? How are these models similar? How are they different?
- Is this fraction closer to 0 or 1 on a number line? How do you know?
- On an empty number line, where would you place this fraction? How did you decide where it should be placed?
- What are some fractions equal to this? Using fraction pieces, how can we show their equivalency?
- What are some fractions greater/less than this? How do you know they are greater/less?
- What are some fractions with the same numerator that are greater/less than this? How do you know they are greater/less?
- What are some ways to deconstruct this fraction? How did you decide how to break it apart? How can you prove that your statement is true?
- How many parts will it take to make a whole? How do you know?
- What are some things that are true/not true about this fraction? How can you prove that each statement is true/not true?
- Where outside of school can we find this fraction?
- If this is the answer, what could be the question?

Number Talks: Fractions


Specific prompts include:

- What fraction does this model represent? How do you know?
- How is this number written in fraction notation? How did you decide what belongs on the top and the bottom?
- How can we describe the relationship between the parts and the whole?
- What are some other ways to represent this fraction? How are these models similar? How are they different?
- Is this fraction closer to 0 or 1 on a number line? How do you know?
- On an empty number line, where would you place this fraction? How did you decide where it should be placed?
- What are some fractions equal to this? Using fraction pieces, how can we show their equivalency?
- What are some fractions greater/less than this? How do you know they are greater/less?
- What are some fractions with the same numerator that are greater/less than this? How do you know they are greater/less?
- What are some ways to deconstruct this fraction? How did you decide how to break it apart? How can you prove that your statement is true?
- How many parts will it take to make a whole? How do you know?
- What are some things that are true/not true about this fraction? How can you prove that each statement is true/not true?
- Where outside of school can we find this fraction?
- If this is the answer, what could be the question?

Number Talks: Fractions



Number Talks: Fractions



Number Talks: Fractions

Specific prompts include:

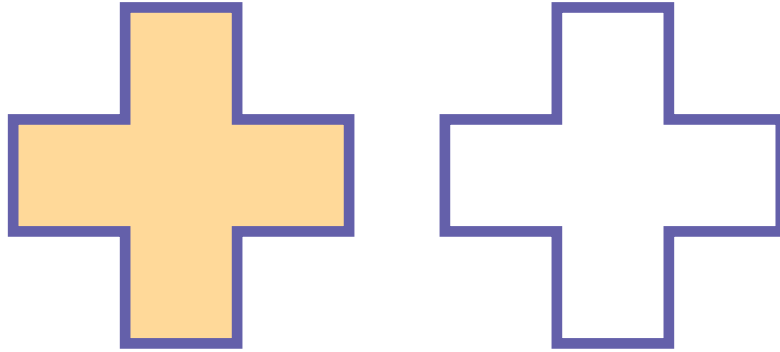
- What fraction does this model represent? How do you know?
- How is this number written in fraction notation? How did you decide what belongs on the top and the bottom?
- How can we describe the relationship between the parts and the whole?
- What are some other ways to represent this fraction? How are these models similar? How are they different?
- Is this fraction closer to 0 or 1 on a number line? How do you know?
- On an empty number line, where would you place this fraction? How did you decide where it should be placed?
- What are some fractions equal to this? Using fraction pieces, how can we show their equivalency?
- What are some fractions greater/less than this? How do you know they are greater/less?
- What are some fractions with the same numerator that are greater/less than this? How do you know they are greater/less?
- What are some ways to deconstruct this fraction? How did you decide how to break it apart? How can you prove that your statement is true?
- How many parts will it take to make a whole? How do you know?
- What are some things that are true/not true about this fraction? How can you prove that each statement is true/not true?
- Where outside of school can we find this fraction?
- If this is the answer, what could be the question?

Number Talks: Fractions


Specific prompts include:

- What fraction does this model represent? How do you know?
- How is this number written in fraction notation? How did you decide what belongs on the top and the bottom?
- How can we describe the relationship between the parts and the whole?
- What are some other ways to represent this fraction? How are these models similar? How are they different?
- Is this fraction closer to 0 or 1 on a number line? How do you know?
- On an empty number line, where would you place this fraction? How did you decide where it should be placed?
- What are some fractions equal to this? Using fraction pieces, how can we show their equivalency?
- What are some fractions greater/less than this? How do you know they are greater/less?
- What are some fractions with the same numerator that are greater/less than this? How do you know they are greater/less?
- What are some ways to deconstruct this fraction? How did you decide how to break it apart? How can you prove that your statement is true?
- How many parts will it take to make a whole? How do you know?
- What are some things that are true/not true about this fraction? How can you prove that each statement is true/not true?
- Where outside of school can we find this fraction?
- If this is the answer, what could be the question?

Number Talks: Fractions



Number Talks: Fractions



Number Talks: Fractions

Specific prompts include:

- What fraction does this model represent? How do you know?
- How is this number written in fraction notation? How did you decide what belongs on the top and the bottom?
- How can we describe the relationship between the parts and the whole?
- What are some other ways to represent this fraction? How are these models similar? How are they different?
- Is this fraction closer to 0 or 1 on a number line? How do you know?
- On an empty number line, where would you place this fraction? How did you decide where it should be placed?
- What are some fractions equal to this? Using fraction pieces, how can we show their equivalency?
- What are some fractions greater/less than this? How do you know they are greater/less?
- What are some fractions with the same numerator that are greater/less than this? How do you know they are greater/less?
- What are some ways to deconstruct this fraction? How did you decide how to break it apart? How can you prove that your statement is true?
- How many parts will it take to make a whole? How do you know?
- What are some things that are true/not true about this fraction? How can you prove that each statement is true/not true?
- Where outside of school can we find this fraction?
- If this is the answer, what could be the question?

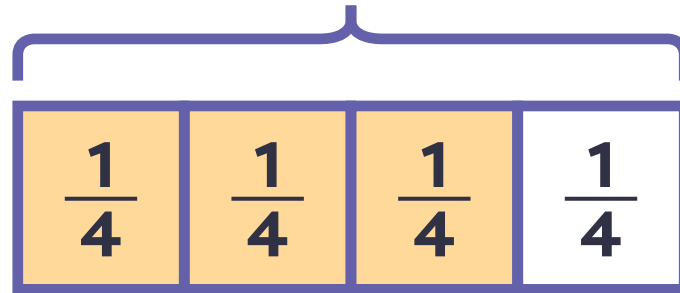
Number Talks: Fractions

Specific prompts include:

- What fraction does this model represent? How do you know?
- How is this number written in fraction notation? How did you decide what belongs on the top and the bottom?
- How can we describe the relationship between the parts and the whole?
- What are some other ways to represent this fraction? How are these models similar? How are they different?
- Is this fraction closer to 0 or 1 on a number line? How do you know?
- On an empty number line, where would you place this fraction? How did you decide where it should be placed?
- What are some fractions equal to this? Using fraction pieces, how can we show their equivalency?
- What are some fractions greater/less than this? How do you know they are greater/less?
- What are some fractions with the same numerator that are greater/less than this? How do you know they are greater/less?
- What are some ways to deconstruct this fraction? How did you decide how to break it apart? How can you prove that your statement is true?
- How many parts will it take to make a whole? How do you know?
- What are some things that are true/not true about this fraction? How can you prove that each statement is true/not true?
- Where outside of school can we find this fraction?
- If this is the answer, what could be the question?

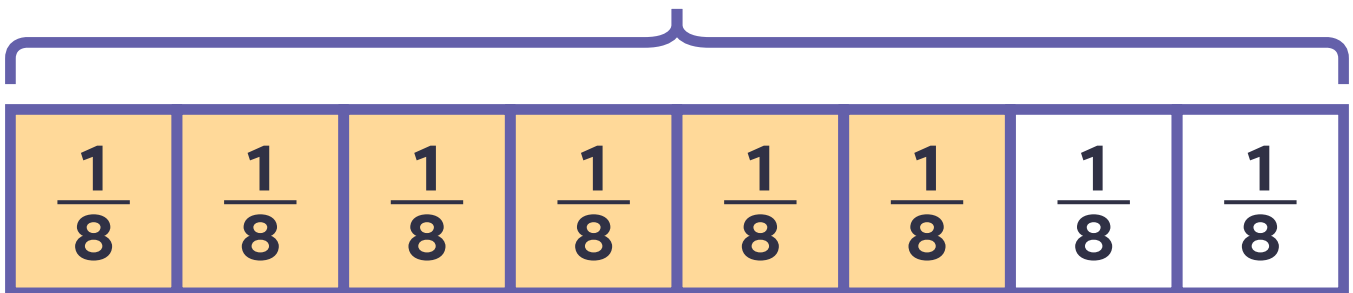
Number Talks: Fractions

1 whole



Number Talks: Fractions

1 whole



Number Talks: Fractions

Specific prompts include:

- What fraction does this model represent? How do you know?
- How is this number written in fraction notation? How did you decide what belongs on the top and the bottom?
- How can we describe the relationship between the parts and the whole?
- What are some other ways to represent this fraction? How are these models similar? How are they different?
- Is this fraction closer to 0 or 1 on a number line? How do you know?
- On an empty number line, where would you place this fraction? How did you decide where it should be placed?
- What are some fractions equal to this? Using fraction pieces, how can we show their equivalency?
- What are some fractions greater/less than this? How do you know they are greater/less?
- What are some fractions with the same numerator that are greater/less than this? How do you know they are greater/less?
- What are some ways to deconstruct this fraction? How did you decide how to break it apart? How can you prove that your statement is true?
- How many parts will it take to make a whole? How do you know?
- What are some things that are true/not true about this fraction? How can you prove that each statement is true/not true?
- Where outside of school can we find this fraction?
- If this is the answer, what could be the question?

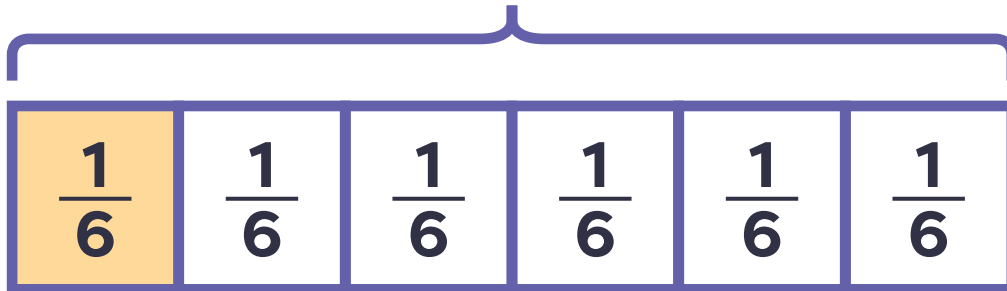
Number Talks: Fractions

Specific prompts include:

- What fraction does this model represent? How do you know?
- How is this number written in fraction notation? How did you decide what belongs on the top and the bottom?
- How can we describe the relationship between the parts and the whole?
- What are some other ways to represent this fraction? How are these models similar? How are they different?
- Is this fraction closer to 0 or 1 on a number line? How do you know?
- On an empty number line, where would you place this fraction? How did you decide where it should be placed?
- What are some fractions equal to this? Using fraction pieces, how can we show their equivalency?
- What are some fractions greater/less than this? How do you know they are greater/less?
- What are some fractions with the same numerator that are greater/less than this? How do you know they are greater/less?
- What are some ways to deconstruct this fraction? How did you decide how to break it apart? How can you prove that your statement is true?
- How many parts will it take to make a whole? How do you know?
- What are some things that are true/not true about this fraction? How can you prove that each statement is true/not true?
- Where outside of school can we find this fraction?
- If this is the answer, what could be the question?

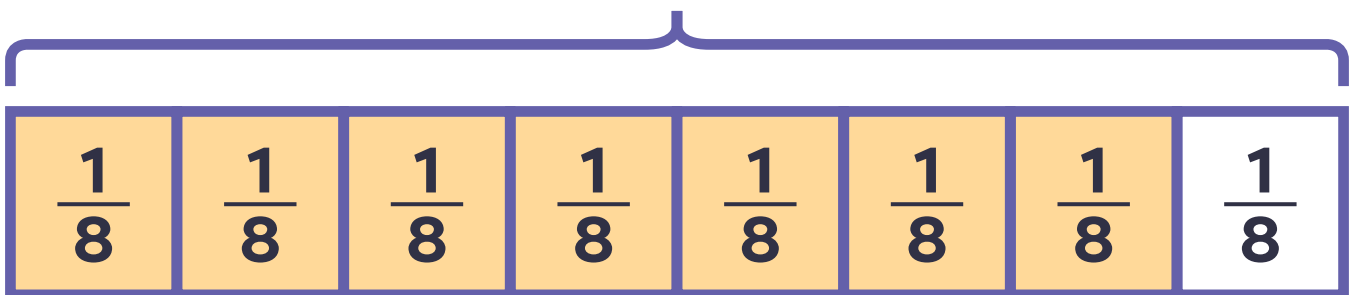
Number Talks: Fractions

1 whole



Number Talks: Fractions

1 whole



Number Talks: Fractions

Specific prompts include:

- What fraction does this model represent? How do you know?
- How is this number written in fraction notation? How did you decide what belongs on the top and the bottom?
- How can we describe the relationship between the parts and the whole?
- What are some other ways to represent this fraction? How are these models similar? How are they different?
- Is this fraction closer to 0 or 1 on a number line? How do you know?
- On an empty number line, where would you place this fraction? How did you decide where it should be placed?
- What are some fractions equal to this? Using fraction pieces, how can we show their equivalency?
- What are some fractions greater/less than this? How do you know they are greater/less?
- What are some fractions with the same numerator that are greater/less than this? How do you know they are greater/less?
- What are some ways to deconstruct this fraction? How did you decide how to break it apart? How can you prove that your statement is true?
- How many parts will it take to make a whole? How do you know?
- What are some things that are true/not true about this fraction? How can you prove that each statement is true/not true?
- Where outside of school can we find this fraction?
- If this is the answer, what could be the question?

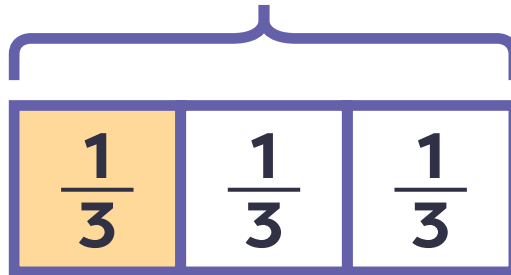
Number Talks: Fractions

Specific prompts include:

- What fraction does this model represent? How do you know?
- How is this number written in fraction notation? How did you decide what belongs on the top and the bottom?
- How can we describe the relationship between the parts and the whole?
- What are some other ways to represent this fraction? How are these models similar? How are they different?
- Is this fraction closer to 0 or 1 on a number line? How do you know?
- On an empty number line, where would you place this fraction? How did you decide where it should be placed?
- What are some fractions equal to this? Using fraction pieces, how can we show their equivalency?
- What are some fractions greater/less than this? How do you know they are greater/less?
- What are some fractions with the same numerator that are greater/less than this? How do you know they are greater/less?
- What are some ways to deconstruct this fraction? How did you decide how to break it apart? How can you prove that your statement is true?
- How many parts will it take to make a whole? How do you know?
- What are some things that are true/not true about this fraction? How can you prove that each statement is true/not true?
- Where outside of school can we find this fraction?
- If this is the answer, what could be the question?

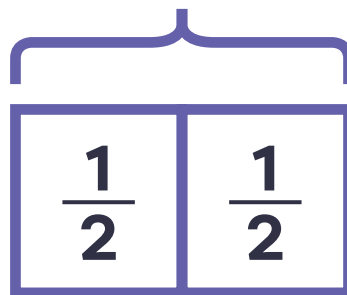
Number Talks: Fractions

1 whole



Number Talks: Fractions

1 whole



Number Talks: Fractions

Specific prompts include:

- What fraction does this model represent? How do you know?
- How is this number written in fraction notation? How did you decide what belongs on the top and the bottom?
- How can we describe the relationship between the parts and the whole?
- What are some other ways to represent this fraction? How are these models similar? How are they different?
- Is this fraction closer to 0 or 1 on a number line? How do you know?
- On an empty number line, where would you place this fraction? How did you decide where it should be placed?
- What are some fractions equal to this? Using fraction pieces, how can we show their equivalency?
- What are some fractions greater/less than this? How do you know they are greater/less?
- What are some fractions with the same numerator that are greater/less than this? How do you know they are greater/less?
- What are some ways to deconstruct this fraction? How did you decide how to break it apart? How can you prove that your statement is true?
- How many parts will it take to make a whole? How do you know?
- What are some things that are true/not true about this fraction? How can you prove that each statement is true/not true?
- Where outside of school can we find this fraction?
- If this is the answer, what could be the question?

Number Talks: Fractions

Specific prompts include:

- What fraction does this model represent? How do you know?
- How is this number written in fraction notation? How did you decide what belongs on the top and the bottom?
- How can we describe the relationship between the parts and the whole?
- What are some other ways to represent this fraction? How are these models similar? How are they different?
- Is this fraction closer to 0 or 1 on a number line? How do you know?
- On an empty number line, where would you place this fraction? How did you decide where it should be placed?
- What are some fractions equal to this? Using fraction pieces, how can we show their equivalency?
- What are some fractions greater/less than this? How do you know they are greater/less?
- What are some fractions with the same numerator that are greater/less than this? How do you know they are greater/less?
- What are some ways to deconstruct this fraction? How did you decide how to break it apart? How can you prove that your statement is true?
- How many parts will it take to make a whole? How do you know?
- What are some things that are true/not true about this fraction? How can you prove that each statement is true/not true?
- Where outside of school can we find this fraction?
- If this is the answer, what could be the question?

Number Talks: Fractions

$$\frac{4}{4}$$

Number Talks: Fractions

$$\frac{5}{8}$$

Number Talks: Fractions

Specific prompts include:

- What are some other ways to represent this fraction? How do these models reflect the number?
- How are these models similar? How are they different?
- How can we describe the relationship between the parts and the whole?
- Is this fraction closer to 0 or 1 on a number line? How do you know?
- On an empty number line, where would you place this fraction? How did you decide where it should be placed?
- What are some fractions greater/less than this? How do you know they are greater/less?
- What are some fractions equal to this? Using fraction pieces, how can we show their equivalency?
- What are some fractions with the same numerator that are greater/less than this? How do you know they are greater/less?
- What are some ways to deconstruct this fraction? How did you decide how to break it apart? How can you prove that your statement is true?
- How many parts will it take to make a whole? How do you know? How can you prove that your statement is true?
- What are some things that are true/not true about this fraction? How can you prove that each statement is true/not true?
- Where outside of school can we find this fraction?
- If this is the answer, what could be the question?

Number Talks: Fractions

Specific prompts include:

- What are some other ways to represent this fraction? How do these models reflect the number?
- How are these models similar? How are they different?
- How can we describe the relationship between the parts and the whole?
- Is this fraction closer to 0 or 1 on a number line? How do you know?
- On an empty number line, where would you place this fraction? How did you decide where it should be placed?
- What are some fractions greater/less than this? How do you know they are greater/less?
- What are some fractions equal to this? Using fraction pieces, how can we show their equivalency?
- What are some fractions with the same numerator that are greater/less than this? How do you know they are greater/less?
- What are some ways to deconstruct this fraction? How did you decide how to break it apart? How can you prove that your statement is true?
- How many parts will it take to make a whole? How do you know? How can you prove that your statement is true?
- What are some things that are true/not true about this fraction? How can you prove that each statement is true/not true?
- Where outside of school can we find this fraction?
- If this is the answer, what could be the question?

Number Talks: Fractions

$$\frac{3}{6}$$

Number Talks: Fractions

$$\frac{2}{3}$$

Number Talks: Fractions

Specific prompts include:

- What are some other ways to represent this fraction? How do these models reflect the number?
- How are these models similar? How are they different?
- How can we describe the relationship between the parts and the whole?
- Is this fraction closer to 0 or 1 on a number line? How do you know?
- On an empty number line, where would you place this fraction? How did you decide where it should be placed?
- What are some fractions greater/less than this? How do you know they are greater/less?
- What are some fractions equal to this? Using fraction pieces, how can we show their equivalency?
- What are some fractions with the same numerator that are greater/less than this? How do you know they are greater/less?
- What are some ways to deconstruct this fraction? How did you decide how to break it apart? How can you prove that your statement is true?
- How many parts will it take to make a whole? How do you know? How can you prove that your statement is true?
- What are some things that are true/not true about this fraction? How can you prove that each statement is true/not true?
- Where outside of school can we find this fraction?
- If this is the answer, what could be the question?

Number Talks: Fractions

Specific prompts include:

- What are some other ways to represent this fraction? How do these models reflect the number?
- How are these models similar? How are they different?
- How can we describe the relationship between the parts and the whole?
- Is this fraction closer to 0 or 1 on a number line? How do you know?
- On an empty number line, where would you place this fraction? How did you decide where it should be placed?
- What are some fractions greater/less than this? How do you know they are greater/less?
- What are some fractions equal to this? Using fraction pieces, how can we show their equivalency?
- What are some fractions with the same numerator that are greater/less than this? How do you know they are greater/less?
- What are some ways to deconstruct this fraction? How did you decide how to break it apart? How can you prove that your statement is true?
- How many parts will it take to make a whole? How do you know? How can you prove that your statement is true?
- What are some things that are true/not true about this fraction? How can you prove that each statement is true/not true?
- Where outside of school can we find this fraction?
- If this is the answer, what could be the question?

Number Talks: Fractions

$$\frac{1}{4}$$

Number Talks: Fractions

$$\frac{2}{8}$$

Number Talks: Fractions

Specific prompts include:

- What are some other ways to represent this fraction? How do these models reflect the number?
- How are these models similar? How are they different?
- How can we describe the relationship between the parts and the whole?
- Is this fraction closer to 0 or 1 on a number line? How do you know?
- On an empty number line, where would you place this fraction? How did you decide where it should be placed?
- What are some fractions greater/less than this? How do you know they are greater/less?
- What are some fractions equal to this? Using fraction pieces, how can we show their equivalency?
- What are some fractions with the same numerator that are greater/less than this? How do you know they are greater/less?
- What are some ways to deconstruct this fraction? How did you decide how to break it apart? How can you prove that your statement is true?
- How many parts will it take to make a whole? How do you know? How can you prove that your statement is true?
- What are some things that are true/not true about this fraction? How can you prove that each statement is true/not true?
- Where outside of school can we find this fraction?
- If this is the answer, what could be the question?

Number Talks: Fractions

Specific prompts include:

- What are some other ways to represent this fraction? How do these models reflect the number?
- How are these models similar? How are they different?
- How can we describe the relationship between the parts and the whole?
- Is this fraction closer to 0 or 1 on a number line? How do you know?
- On an empty number line, where would you place this fraction? How did you decide where it should be placed?
- What are some fractions greater/less than this? How do you know they are greater/less?
- What are some fractions equal to this? Using fraction pieces, how can we show their equivalency?
- What are some fractions with the same numerator that are greater/less than this? How do you know they are greater/less?
- What are some ways to deconstruct this fraction? How did you decide how to break it apart? How can you prove that your statement is true?
- How many parts will it take to make a whole? How do you know? How can you prove that your statement is true?
- What are some things that are true/not true about this fraction? How can you prove that each statement is true/not true?
- Where outside of school can we find this fraction?
- If this is the answer, what could be the question?

Number Talks: Fractions



Number Talks: Fractions



Number Talks: Fractions

Specific prompts include:

- What fraction is represented on the number line? How do you know?
- How is this number written in fraction notation? How did you decide what belongs on the top and the bottom?
- How can we describe the relationship between the parts and the whole?
- What are some other ways to represent this fraction? How are these models similar? How are they different?
- Which benchmark number is this fraction closer to: 0, $\frac{1}{2}$, or 1? How do you know?
- What are some fractions greater/less than this? How do you know they are greater/less?
- What are some fractions equal to this? Using fraction pieces, how can we show their equivalency?
- What are some fractions with the same numerator that are greater/less than this? How do you know they are greater/less?
- What are some ways to deconstruct this fraction? How did you decide how to break it apart? How can you prove that your statement is true?
- How many parts will it take to make a whole? How do you know?
- What are some things that are true/not true about this fraction? How can you prove that each statement is true/not true?
- Where outside of school can we find this fraction?
- If this is the answer, what could be the question?

Number Talks: Fractions

Specific prompts include:

- What fraction is represented on the number line? How do you know?
- How is this number written in fraction notation? How did you decide what belongs on the top and the bottom?
- How can we describe the relationship between the parts and the whole?
- What are some other ways to represent this fraction? How are these models similar? How are they different?
- Which benchmark number is this fraction closer to: 0, $\frac{1}{2}$, or 1? How do you know?
- What are some fractions greater/less than this? How do you know they are greater/less?
- What are some fractions equal to this? Using fraction pieces, how can we show their equivalency?
- What are some fractions with the same numerator that are greater/less than this? How do you know they are greater/less?
- What are some ways to deconstruct this fraction? How did you decide how to break it apart? How can you prove that your statement is true?
- How many parts will it take to make a whole? How do you know?
- What are some things that are true/not true about this fraction? How can you prove that each statement is true/not true?
- Where outside of school can we find this fraction?
- If this is the answer, what could be the question?

Number Talks: Fractions



Number Talks: Fractions



Number Talks: Fractions

Specific prompts include:

- What fraction is represented on the number line? How do you know?
- How is this number written in fraction notation? How did you decide what belongs on the top and the bottom?
- How can we describe the relationship between the parts and the whole?
- What are some other ways to represent this fraction? How are these models similar? How are they different?
- Which benchmark number is this fraction closer to: 0, $\frac{1}{2}$, or 1? How do you know?
- What are some fractions greater/less than this? How do you know they are greater/less?
- What are some fractions equal to this? Using fraction pieces, how can we show their equivalency?
- What are some fractions with the same numerator that are greater/less than this? How do you know they are greater/less?
- What are some ways to deconstruct this fraction? How did you decide how to break it apart? How can you prove that your statement is true?
- How many parts will it take to make a whole? How do you know?
- What are some things that are true/not true about this fraction? How can you prove that each statement is true/not true?
- Where outside of school can we find this fraction?
- If this is the answer, what could be the question?

Number Talks: Fractions

Specific prompts include:

- What fraction is represented on the number line? How do you know?
- How is this number written in fraction notation? How did you decide what belongs on the top and the bottom?
- How can we describe the relationship between the parts and the whole?
- What are some other ways to represent this fraction? How are these models similar? How are they different?
- Which benchmark number is this fraction closer to: 0, $\frac{1}{2}$, or 1? How do you know?
- What are some fractions greater/less than this? How do you know they are greater/less?
- What are some fractions equal to this? Using fraction pieces, how can we show their equivalency?
- What are some fractions with the same numerator that are greater/less than this? How do you know they are greater/less?
- What are some ways to deconstruct this fraction? How did you decide how to break it apart? How can you prove that your statement is true?
- How many parts will it take to make a whole? How do you know?
- What are some things that are true/not true about this fraction? How can you prove that each statement is true/not true?
- Where outside of school can we find this fraction?
- If this is the answer, what could be the question?

Number Talks: Fractions



 teachstarter

Number Talks: Fractions



 teachstarter

Number Talks: Fractions

Specific prompts include:

- What fraction is represented on the number line? How do you know?
- How is this number written in fraction notation? How did you decide what belongs on the top and the bottom?
- How can we describe the relationship between the parts and the whole?
- What are some other ways to represent this fraction? How are these models similar? How are they different?
- Which benchmark number is this fraction closer to: 0, $\frac{1}{2}$, or 1? How do you know?
- What are some fractions greater/less than this? How do you know they are greater/less?
- What are some fractions equal to this? Using fraction pieces, how can we show their equivalency?
- What are some fractions with the same numerator that are greater/less than this? How do you know they are greater/less?
- What are some ways to deconstruct this fraction? How did you decide how to break it apart? How can you prove that your statement is true?
- How many parts will it take to make a whole? How do you know?
- What are some things that are true/not true about this fraction? How can you prove that each statement is true/not true?
- Where outside of school can we find this fraction?
- If this is the answer, what could be the question?

Number Talks: Fractions

Specific prompts include:

- What fraction is represented on the number line? How do you know?
- How is this number written in fraction notation? How did you decide what belongs on the top and the bottom?
- How can we describe the relationship between the parts and the whole?
- What are some other ways to represent this fraction? How are these models similar? How are they different?
- Which benchmark number is this fraction closer to: 0, $\frac{1}{2}$, or 1? How do you know?
- What are some fractions greater/less than this? How do you know they are greater/less?
- What are some fractions equal to this? Using fraction pieces, how can we show their equivalency?
- What are some fractions with the same numerator that are greater/less than this? How do you know they are greater/less?
- What are some ways to deconstruct this fraction? How did you decide how to break it apart? How can you prove that your statement is true?
- How many parts will it take to make a whole? How do you know?
- What are some things that are true/not true about this fraction? How can you prove that each statement is true/not true?
- Where outside of school can we find this fraction?
- If this is the answer, what could be the question?