


TIC-TAC-TOE ACTIVITY GRIDS

for any
book!

Tic-Tac-Toe Book Activities
(Choice Grid 1)

Use this grid to choose 3 activities for your book. The 3 activities you choose must be in a row, across, down, or diagonally. Circle your 3 choices. Be sure to put the title of the book and your name on each activity you complete. Return this sheet with your 3 activities.




Write a letter to one of the characters in the book. Discuss at least three events from the book in your letter.	Make a T-Chart with "Same" on one side, and "Different" on the other. Then use the chart to compare yourself to the main character. List at least 6 examples on each side.	Write a paragraph summarizing your favorite part of the book. Then write another paragraph telling why it is your favorite part. Include an illustration.
Fold a piece of paper so that there are 4 sections. Label the sections: Main Character, Setting, Plot, and My Opinion. Write 3 to 5 sentences.	Write a one-sentence summary for each chapter in your book.	Create a word search using important words from your book. Include at least 15 words. Hint: Make the word list first, then use graph paper to make the puzzle.
Add an event to your book. Write about the event in the style that the author used. Be sure to tell where in the book your event would occur. Illustrate your event.	Write 3 open-ended interview questions for the main character of your book. Then answer the questions as if you were the character.	

Signature: _____

© 2010-2014 Rachel Lynette. All rights reserved. <http://www.rachellynette.com>

Tic-Tac-Toe Book Activities
(Choice Grid 2)

Choose 3 activities for your book. The 3 activities you choose must be in a row, across, down, or diagonally. Circle your 3 choices. Be sure to put the title of the book and your name on each activity you complete. Return this sheet with your 3 activities.




Find a place in your book where a character makes an important choice. Write a paragraph about how the book would change if the character had made a different choice.	Write a paragraph telling what the main character in your book might be doing ten years in the future. Illustrate your paragraph.
Pick out 3 personality traits the main character of your book possesses (such as mean, helpful, or honest). Then write examples to show how the character displays each of these traits.	Make a Venn Diagram with 2 circles. Use the diagram to compare yourself to the main character in your book. Include at least 12 describing traits.
Write a letter to the author of the book telling him or her how you felt about the book. Ask at least 3 questions about the book.	Pretend you are going to join the main character in the story for a day. Write a journal entry about the day. Illustrate your entry.

Signature: _____

© 2010-2014 Rachel Lynette. All rights reserved. <http://www.rachellynette.com>

Tic-Tac-Toe Book Activities
(Choice Grid 3)

Choose 3 activities for your book. The 3 activities you choose must be in a row, across, down, or diagonally. Circle your 3 choices. Be sure to put the title of the book and your name on each activity you complete. Return this sheet with your 3 activities.



Write a list of at least 5 ways that your book would be different if it were set 100 years in the past. Then illustrate one of them.	Make a T-Chart. On one side write "I Know" and on the other side write "I Think." Fill in the chart with at least 5 examples on each side about the main character of your book.
Write an eventful or interesting part of your book. Then write a journal entry about the event as if you were the main character experiencing it.	Make a comic for one of the chapters of your book. Use pictures, captions, and speech bubbles to tell the story.
Write a journal entry about the main character in the story. Make a prediction about what you think will happen next. Write a journal entry about the prediction.	Create a multiple choice test for this book. Include at least 10 questions on your test.

Signature: _____

© 2010-2014 Rachel Lynette. All rights reserved. <http://www.rachellynette.com>



5 grids with
45 different ways to
respond to literature!



Tic-Tac-Toe Book Activities Choice Grids

Here are 45 literature response activities arranged in five grids of nine activities each to make a Tic-Tac-Toe format. There is also a list of all 45 activities at the end of the document. These can be used with any chapter book and are great for independent reading. They can also be used in addition to comprehension questions and other classroom work.

These are not meant to be large, long-term projects. Rather, each can be completed in one or perhaps two sittings. Most are writing-based and do not require any special materials. However, since students must select three projects, they will still need to do some planning in order to complete them all on time.

I designed this product as an alternative to larger, long-term literature projects. While those are valuable (and you can see my listing for 15 Literature Projects in my TpT store), some students may not have the parent help or access to special materials such as poster board, art materials, or a computer to complete some of these larger projects. Each of these 45 smaller activities can be completed without adult help. In addition, three smaller activities may be less overwhelming for some students than one larger one.

Yet, the Tic-Tac-Toe format forces students to make choices, weighing one activity against another. Because the activities chosen must be in a row, a student may very well find that in order to choose the assignment he most wants, he must also complete an assignment that he will find more challenging. However, that more challenging activity is likely to be met with less resistance than if there was no choice and no more motivating activity to go with it.

Nine options is enough so that students feel like they have some choice about what they write about without feeling overwhelmed with a huge list of possibilities. And, since each student is only required to complete three of the nine activities, you could use the remaining ones for extra credit.

Visit the website

 *Minds in Bloom*





Thanks so very much

for purchasing this product! Here are some more great products!


Grades 3-6+ Common Core Aligned

CREATIVE BOOK PROJECTS


15 ready-to-use projects your students will love plus grading rubrics.




TIC-TAC-TOE JOURNAL PROMPTS




28 grids with 252 engaging journal prompts for your class!



PASSAGE OF THE DAY



 Set 1

Effective and Engaging Reading Skills Review




Grades 2-6

WRITING PROMPTS Task Cards

 Super Bundle

204 WOULD YOU RATHER QUESTION SLIDES




Editable Slides included!




Grades 4-6 97 Open-ended question cards for discussion and writing.

WONDER

 By R.J. Palacio

Question Cards



More teaching ideas here!

Font & clip artist redits



Minds in Bloom

 with Rachel Lynette

Copyright/Terms of Use: This resource was created by Rachel Lynette, copyright 2010-2019. It may be printed and photocopied by the original purchaser for single classroom and personal use only and may not be put on the internet, used within a mobile app, sold, altered, or distributed in any form. If you would like to share it with your colleagues, please ask them to download their own copy on Teachers Pay Teachers.



Tic-Tac-Toe Book Activities

(Choice Grid I)

Use this grid to choose 3 activities for your book. The 3 activities you choose must be in a row, across, down, or diagonally. Circle your 3 choices. Be sure to put the title of the book and your name on each activity you complete. Return this sheet with your 3 activities.



Write a letter to one of the characters in the book. Discuss at least three events from the book in your letter.

Make a T-Chart with "Same" on one side, and "Different" on the other. Then use the chart to compare yourself to the main character. List at least 6 examples on each side.

Write a paragraph summarizing your favorite part of the book. Then write another paragraph telling why it is your favorite part. Include an illustration.

Fold a piece of paper so that there are 4 sections. Label the sections: Main Character, Setting, Plot, and My Opinion. Write 3 to 5 sentences in each section.

Write a one-sentence summary for each chapter in your book.

Create a word search using important words from your book. Include at least 15 words. Hint: Make the word list first, then use graph paper to make the puzzle.

Find 10 interesting words from your book. Write an original sentence about the book for each word. Make sure you don't copy or reword the author's sentences.

Add an event to your book. Write about the event in the style that the author used. Be sure to tell where in the book your event would occur. Illustrate your event.

Write 3 open-ended interview questions for the main character of your book. Then answer the questions as if you were the character.

Book Title: _____

Date due: _____ Signature: _____

Tic-Tac-Toe Book Activities

(Choice Grid 2)

Use this grid to choose 3 activities for your book. The 3 activities you choose must be in a row, across, down, or diagonally. Circle your 3 choices. Be sure to put the title of the book and your name on each activity you complete. Return this sheet with your 3 activities.



Create a timeline for the important events in your book. Illustrate at least 3 of the events.

Find a place in your book where a character makes an important choice. Write a paragraph about how the book would change if the character had made a different choice.

Write a paragraph telling what the main character in your book might be doing ten years in the future. Illustrate your paragraph.

Write a sentence about your book starting with each letter of the alphabet. You should have 26 sentences when you are done. You may have to be creative with "X"!

Pick out 3 personality traits the main character of your book possesses (such as mean, helpful, or honest). Then write examples to show how the character displays each of these

Make a Venn Diagram with 2 circles. Use the diagram to compare yourself to the main character in your book. Include at least 12 describing traits.

Find 5 words in this book that you do not know. Write dictionary definitions for each word and then use each word in a sentence.

Write a letter to the author of the book telling him or her how you felt about the book. Ask at least 3 questions about the book.

Pretend you are going to join the main character in the story for a day. Write a journal entry about the day. Illustrate your entry.

Book Title: _____

Date due: _____ Signature: _____

Tic-Tac-Toe Book Activities

(Choice Grid 3)

Use this grid to choose 3 activities for your book. The 3 activities you choose must be in a row, across, down, or diagonally. Circle your 3 choices. Be sure to put the title of the book and your name on each activity you complete. Return this sheet with your 3 activities.



<p>Write 6 challenging math word problems using characters and events from your book. Then solve each of the problems.</p>	<p>Make a list of at least 5 ways that your book would be different if it were set 100 years in the past. Then illustrate one of them.</p>	<p>Make a T-Chart. On one side write "I Know." On the other side write "I Think." Fill in the chart with at least 5 examples on each side about the main character of your book.</p>
<p>Create a map of an important setting in the book. Include labels or a map key to show important locations from the book. Then write a caption for your map.</p>	<p>Pick an eventful or exciting part of your book. Then write a journal entry about the event as if you were the character experiencing it.</p>	<p>Make a comic for one of the chapters of your book. Use pictures, captions, and speech bubbles to tell the story.</p>
<p>Write a new ending for this book. It should be at least a page long. Illustrate your ending.</p>	<p>Pretend you are going to join the main character in the story for a week. Make a list of everything you will need to pack to bring with you.</p>	<p>Create a multiple choice test for this book. Include at least 10 questions on your test.</p>

Book Title: _____

Date due: _____ Signature: _____

Tic-Tac-Toe Book Activities

(Choice Grid 4)

Use this grid to choose 3 activities for your book. The 3 activities you choose must be in a row, across, down, or diagonally. Circle your 3 choices. Be sure to put the title of the book and your name on each activity you complete. Return this sheet with your 3 activities.



Write a poem about a character or event in your book. Your poem should be at least 16 lines long.

Pretend you are going to write a sequel to this book. Write a paragraph that summarizes the plot of this new book. Illustrate your paragraph.

Make a crossword puzzle using important words from your book. Include at least 10 words. Hint: Make the puzzle on graph paper, then write the clues.

Pretend you are going to give a character in your story a gift - something he or she will really like. Draw a picture of the gift and write a paragraph explaining why the character will like it.

Make a Top Ten list of events from your book in order of importance to the story. The most important event should be #1.

Make a "Wanted" poster for one of the characters in your book. Tell what he/she is wanted for. This will work especially well with an evil or mean character.

Choose 3 adjectives that describe your book. Then give examples from the book that show why you chose each adjective.

Write 6 questions about your book. Start each question with: who, what, where, when, why and how. Answer your questions.

Write a book review for your book. First summarize the book, then tell how you felt about it. You may want to include stars, thumbs up/down, or some other rating system.

Book Title: _____

Date due: _____ Signature: _____

Tic-Tac-Toe Book Activities

(Choice Grid 5)

Use this grid to choose 3 activities for your book. The 3 activities you choose must be in a row, across, down, or diagonally. Circle your 3 choices. Be sure to put the title of the book and your name on each activity you complete. Return this sheet with your 3 activities.



<p>List all of the supporting characters and tell how each of them is related to the main character. Then write a sentence about each character. You may want to use a 3 column chart.</p>	<p>Write a paragraph about the title of your book. Explain why you think it is a good title or a bad title. Then create a new title for the book and explain why you think it is a good title.</p>	<p>Make a list of "favorites" (such as color, sport, animal, food, etc.) for the main character of your book. Include at least 15 favorites. Use your imagination!</p>
<p>Draw pictures of at least 8 important objects from your book. Then write a sentence explaining why each object is important to the story.</p>	<p>Pretend you are going to spend the day with the main character of your book. Write a story about what you would do together.</p>	<p>Write a letter to a friend about your book. Give your friend at least 3 reasons why he or she should read the book. Include an illustration.</p>
<p>Write a true/false test for this book. Include at least 20 questions.</p>	<p>Write a summary of your book using exactly 60 words. You will probably need to write several rough drafts before you get a summary you are happy with.</p>	<p>Write a paragraph describing the main character of your book. Then draw a detailed picture of him or her.</p>

Book Title: _____

Date due: _____

Signature: _____

Tic-Tac-Toe Book Activities

All 45 activities in list format

1. Write a letter to one of the characters in the book. Discuss at least three events from the book in your letter.
2. Make a T-Chart with "Same" on one side, and "Different" on the other. Then use the chart to compare yourself to the main character. List at least 6 examples on each side.
3. Write a paragraph summarizing your favorite part of the book. Then write another paragraph telling why it is your favorite part. Include an illustration.
4. Fold a piece of paper so that there are 4 sections. Label the sections: Main Character, Setting, Plot, and My Opinion. Write 3 to 5 sentences in each section.
5. Write a one-sentence summary for each chapter in your book.
6. Create a word search using important words from your book. Include at least 15 words. Hint: Make the word list first, then use graph paper to make the puzzle.
7. Find 10 interesting words from your book. Write an original sentence about the book for each word. Make sure you don't copy or reword the author's sentences.
8. Add an event to your book. Write about the event in the style that the author used. Be sure to tell where in the book your event would occur. Illustrate your event.
9. Write 3 open-ended interview questions for the main character of your book. Then answer the questions as if you were the character.
10. Create a timeline for the important events in your book. Illustrate at least 3 of the events.
11. Find a place in your book where a character makes an important choice. Write a paragraph about how the book would change if the character had made a different choice.
12. Write a paragraph telling what the main character in your book might be doing ten years in the future. Illustrate your paragraph.
13. Write a sentence about your book starting with each letter of the alphabet. You should have 26 sentences when you are done. You may have to be creative with "X"!
14. Pick out 3 personality traits the main character of your book possesses (such as mean, helpful, or honest). Then write examples to show how the character displays each of these traits.

15. Make a comic for one of the chapters of your book. Use pictures, captions, and speech bubbles to tell the story.
16. Find 5 words in this book that you do not know. Write dictionary definitions for each word and then use each word in a sentence.
17. Write a letter to the author of the book telling him or her how you felt about the book. Ask at least 3 questions about the book.
18. Pretend you are going to join the main character in the story for a day. Write a journal entry about the day. Illustrate your entry.
19. Write 6 challenging math word problems using characters and events from your book. Then solve each of the problems.
20. Make a list of at least 5 ways that your book would be different if it were set 100 years in the past. Then illustrate one of them.
21. Make a T-Chart. On one side write "I Know." On the other side write "I Think." Fill in the chart with at least 5 examples on each side about the main character of your book.
22. Create a map of an important setting in the book. Include labels or a map key to show important locations from the book. Then write a caption for your map.
23. Pick an eventful or exciting part of your book. Then write a journal entry about the event as if you were the character experiencing it.
24. Make a Venn Diagram with 2 circles. Use the diagram to compare yourself to the main character in your book. Include at least 12 describing traits.
25. Write a new ending for this book. It should be at least a page long. Illustrate your ending.
26. Pretend you are going to join the main character in the story for a week. Make a list of everything you will need to pack to bring with you.
27. Create a multiple choice test for this book. Include at least 15 questions on your test.
28. Write a poem about a character or event in your book. Your poem should be at least 16 lines long.
29. Pretend you are going to write a sequel to this book. Write a paragraph that summarizes the plot of this new book. Illustrate your paragraph.
30. Make a crossword puzzle using important words from your book. Include at least 10 words. Hint: Make the puzzle on graph paper, then write the clues.

31. Pretend you are going to give a character in your story a gift - something he or she will really like. Draw a picture of the gift and write a paragraph explaining why the character will like it.
32. Make a Top Ten list of events from your book in order of importance to the story. The most important event should be #1.
33. Make a "Wanted" poster for one of the characters in your book. Tell what he/she is wanted for. This will work especially well with an evil or mean character
34. Choose 3 adjectives that describe your book. Then give examples from the book that show why you choose each adjective.
35. Write 6 questions about your book. Start each question with: who, what, where, when, why and how. Answer your questions.
36. Write a book review for your book. First summarize the book, then tell how you felt about it. You may want to include stars, thumbs up/down or some other rating system.
37. List all of the supporting characters and tell how each of them is related to the main character. Then write a sentence about each character. You may want to use 3 column chart.
38. Write a paragraph about the title of your book. Explain why you think it is a good title or a bad title. Then create a new title for the book and explain why you think it is a good title.
39. Make a list of "favorites" (such as color, sport, animal, food, etc.) for the main character of your book. Include at least 15 favorites. Use your imagination!
40. Draw pictures of at least 8 important objects from your book. Then write a sentence explaining why each object is important to the story.
41. Pretend you are going to spend the day with the main character of your book. Write a story about what you would do together.
42. Write a letter to a friend about your book. Give your friend at least 3 reasons why he or she should read the book. Include an illustration.
43. Write a true/false test for this book. Include at least 20 questions.
44. Write a summary of your book using exactly 60 words. You will probably need to write several rough drafts before you get a summary you are happy with.
45. Write a paragraph describing the main character of your book. Then draw a detailed picture of him or her.